


How to use Oxino® Absorbers loose or on Rol Technology

1 Opening the carton box



When opening box, avoid using too sharp an edge. (There is a possibility of damaging master bags.)


2 Check tightness of the master bag



Oxino is vacuum packed. If you hang master bag from one end, the packets should not slip. In case the packets should slip before opening, do not use that master bag of Oxino.


3 After opening master bag

Spread out the needed quantity on a tray.



Use Oxino spread out, with care to prevent them from lying one on top of another. (Do not replenish until the box or the tray becomes completely empty.)

4 Remaining Oxino



The sachets which are not used should be resealed in a master bag or discarded if their handling time exceeds the maximum.



The remaining sachets should be resealed in a master bag after pressing out the air.



Do not pile up Oxino in the tray.



Do not use Oxino one by one from a master bag.

Handling of Oxino® in continuous rolls



BE SURE TO CHECK BEFORE USE

The product is packed in a vacuum packed external packaging to prevent permeation by oxygen. By checking the condition of the vacuum, minute pin-hole created during transport or handling, as well as damage to the master bag can be checked.

We will replace Oxino whose vacuum of the outer bag is lost when the carton box is unpacked. Contact our distributor.

How to check for vacuum of roll form

- Check that the paper core cap hole in the master bag is pressed inward.
- Pull out the master bag that is pressed inward within the paper core cap hole and check that it returns to normal when released (even if it returns slowly it is correct).

How to check for vacuum of belt form

- Check that the master bag is bumpy along the belt upper surface.
- Contact us if a vacuum cannot be determined using this method.

How to use Oxino®

Discard one each of the first and the last piece of Oxino in continuous rolls without using because labels and tapes are affixed.

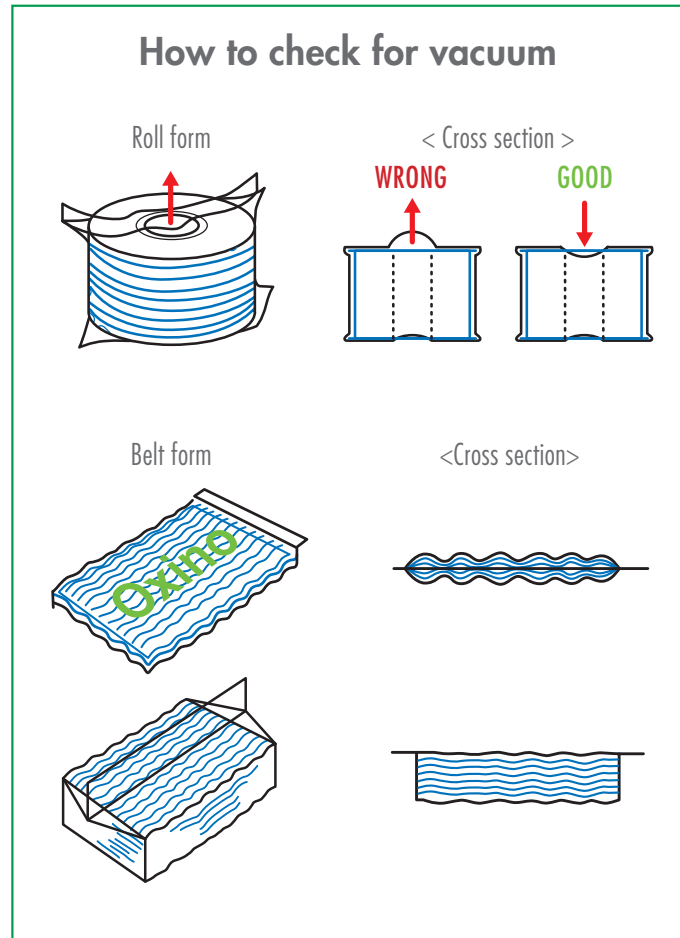
Sticker type (LS)

Oxino® in sticker form (LS type)

Sticker handling is similar as above handling of roll type (ST). You can if opened correct reuse the bags, please do not use or reclosed the stickers if they have been open to air for 120 min, after this time please destroy the stickers. Before you can re-pak the roll only no guarantee is given after reclose bags.

Oxino® in continuous roll form (ST-R)

Totally cut open one side of the master bag before use. Handling time to open Air is mentioned and calculated on next page 3. Return remaining Oxino absorberes after use to the original master bag, expel air as much as possible, and hermetically seal the master bag by heat sealing or by the use of Oxino clip.



Handling Instructions by hands

Always wear gloves when handling Oxino® to avoid contamination. The sample Oxino® absorbers must be used within an hour of opening. If they are exposed to air for a prolonged period they will lose their efficacy. Remove Oxino® samples from packaging one at a time and place immediately inside the food packaging to be tested. Samples should not be placed on top of each other as this will limit the efficacy of the absorbers.

OFFICE:

Care 4 Fresh B.V.

Postbus 70
1720 AB Broek op Langedijk
The Netherlands